



## GBU406 THRU GBU410

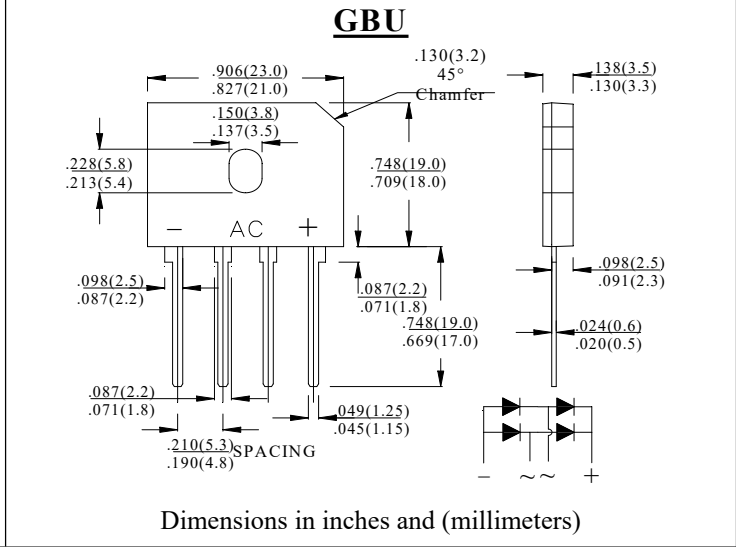
### SINGLE PHASE 4.0 AMPS. GLASS PASSIVATED BRIDGE RECTIFIERS

#### FEATURE

- . UL Listed Under Recognized Component Index, File Number E338195
- . High case dielectric strength
- . Low Reverse Leakage Current
- . High surge current capability
- . Ideal for Printed Circuit Board Applications

#### MECHANICAL DATA

- . Case: GBU
- . Case Material: Molded Plastic.  
UL Flammability Classification Rating 94V-0
- . Terminals: Pure tin plated, Lead free.  
Leads solderable per MIL-STD-750, Method 2026.
- . Polarity: Molded on Body
- . Mounting: Through Hole for #6 Screw
- . Mounting Torque: 5.0 in-lbs Maximum



### MAXIMUM RATINGS AND ELECTRICAL CHARACTERISTICS

Ratings at 25°C ambient temperature unless otherwise specified.  
Single phase, half wave, 60Hz, resistive or inductive load. For capacitive load, derate current by 20%

Type Number	SYM BOL	GBU406	GBU408	GBU410	units
Maximum Recurrent Peak Reverse Voltage	$V_{RRM}$	600	800	1000	V
Maximum RMS Voltage	$V_{RMS}$	420	560	700	V
Maximum DC blocking Voltage	$V_{DC}$	600	800	1000	V
Maximum Average Forward (with heatsink Note2) Rectified Current @ $T_C=100^\circ\text{C}$ (without heatsink)	$I_{F(AV)}$		4.0 2.4		A
Peak Forward Surge Current 8.3ms single half sine-wave superimposed on rate load (JEDEC method)	$I_{FSM}$		150		A
Maximum Forward Voltage @ 4.0A DC Drop per element @ 2.0A DC	$V_F$		1.1 1.0		V
Maximum DC Reverse Current @ $T_J=25^\circ\text{C}$ at rated DC blocking voltage @ $T_J=125^\circ\text{C}$	$I_R$		5.0 500.0		$\mu\text{A}$
$I^2t$ Rating for Fusing ( $t < 8.3\text{ms}$ )	$I^2t$		93		$\text{A}^2\text{Sec}$
Typical Junction Capacitance (Note 1)	$C_J$		40		pF
Typical Thermal Resistance (Note 2)	$R_{(JC)}$		3.0		$^\circ\text{C}/\text{W}$
Storage Temperature	$T_{STG}$		-55 to +150		$^\circ\text{C}$
Operating Junction Temperature	$T_J$		-55 to +150		$^\circ\text{C}$

**Note:**

1. Measured at 1.0 MHz and applied reverse voltage of 4.0Vdc
2. Device mounted on 75mm x 75mm x 1.6mm Cu Plate Heatsink.



**RATING AND CHARACTERISTIC CURVES**

FIG.1-TYPICAL FORWARD CURRENT DERATING CURVE

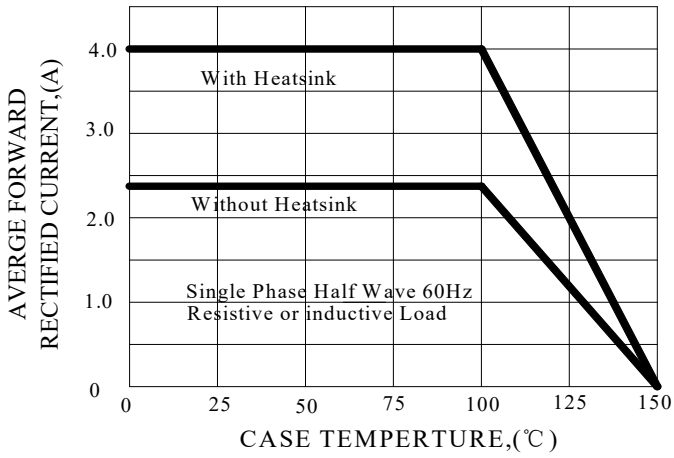


FIG.2-TYPICAL INSTANTANEOUS FORWARD CHARACTERISTICS

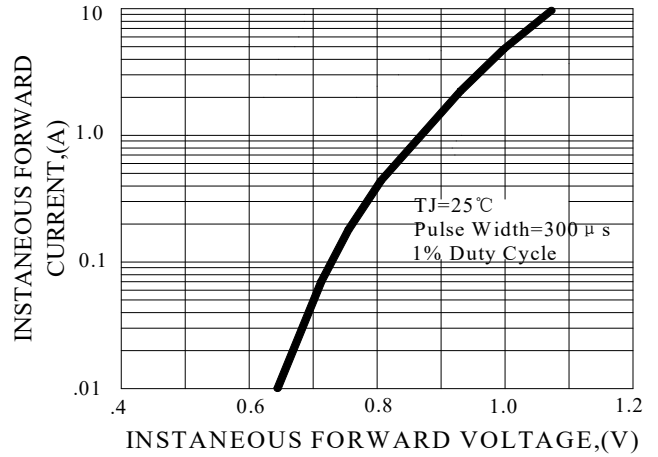


FIG.3-MAXIMUM NON-REPETITIVE FORWARD SURGE CURRENT

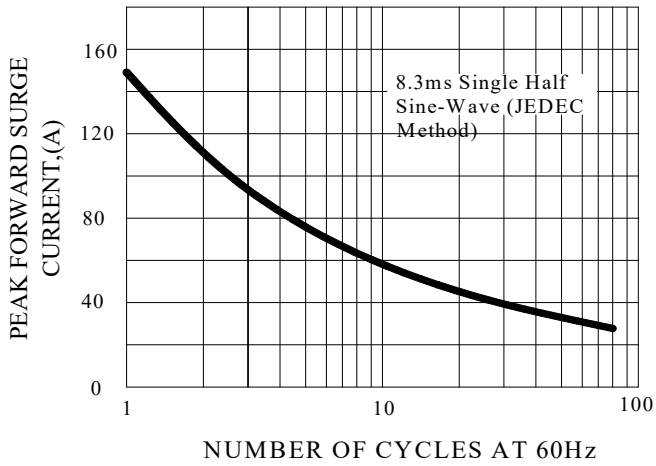


FIG.4-TYPICAL JUNCTION CAPACITANCE

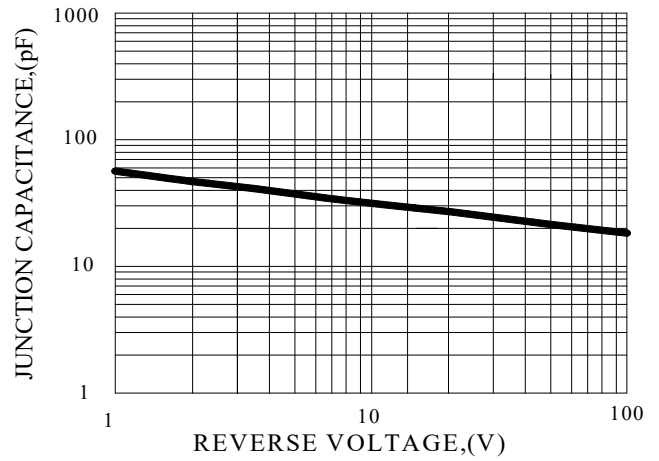
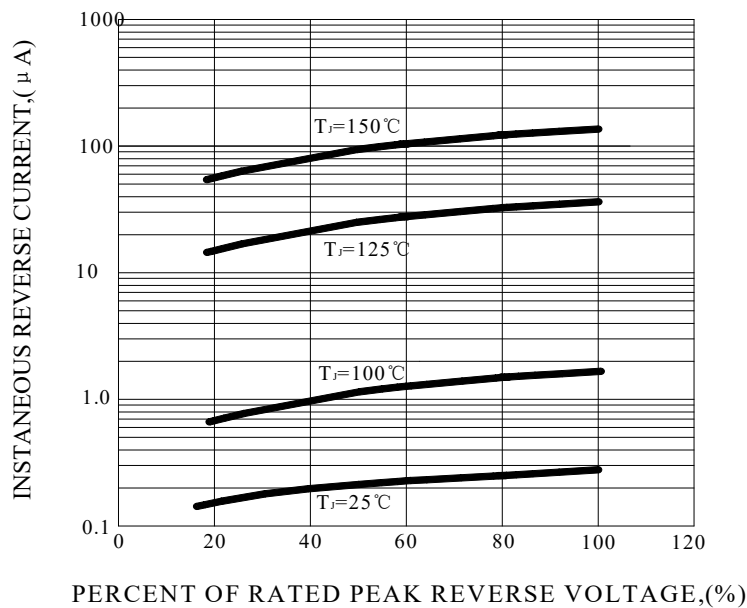


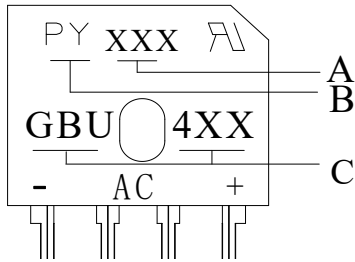
FIG.5-TYPICAL REVERSE CHARACTERISTICS





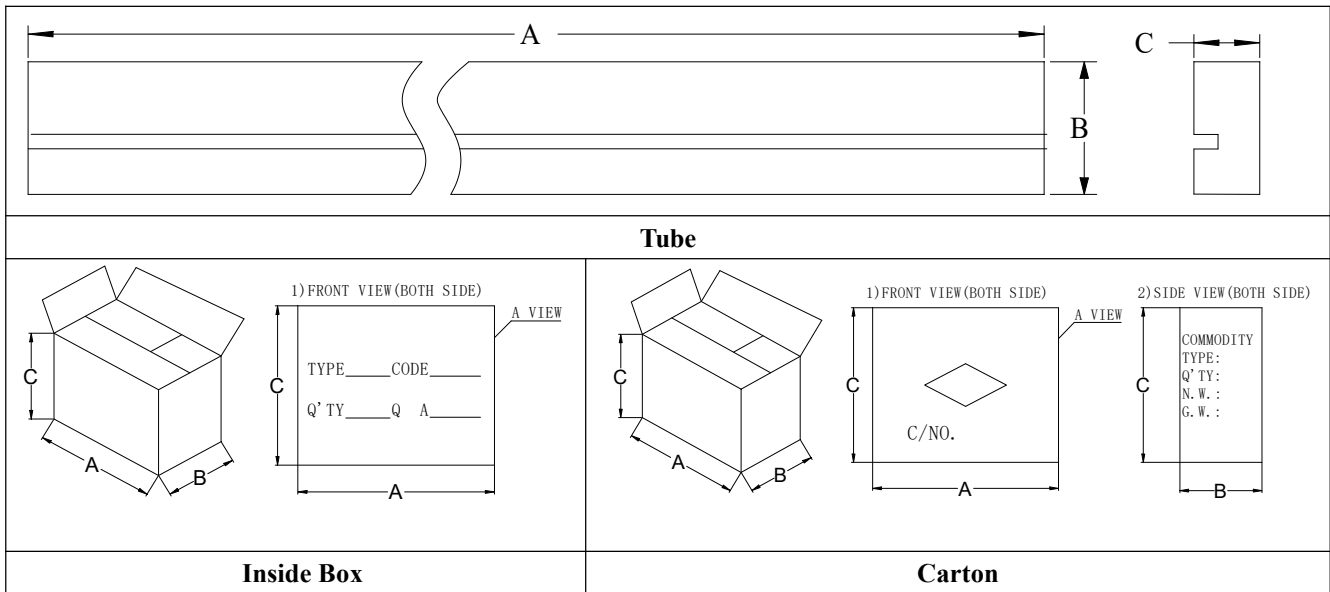
## Marking and packaging illustration

### 1、 Marking



SYMBOL	Explanation
<b>A</b>	Date code
<b>B</b>	Trademark
<b>C</b>	Product Name

### 2、 Packaging



OUTLINE	A (mm)	B (mm)	C (mm)
Tube	470±1	41±1	7.0±1
Inner box	475±3	125±3	95±3
Carton	480±5	260±5	200±5
<b>COUNT</b>	<b>TUBE</b>	<b>BOX</b>	<b>CARTON</b>
	<b>(PCS)</b>	<b>(PCS)</b>	<b>(PCS)</b>
GBU	20	400	2000