

4A,600V-1000V 单相玻璃钝化整流桥 4A,600V-1000V Single Phase Glass Passivated Bridge Rectifier


■特征 Features

- 玻璃钝化芯片
Glass passivated chip
- 低反向漏电流
Low reverse leakage current
- 高耐浪涌电流能力
High surge current capability
- UL 档案编号# E249161
UL recognized file # E249161
- 符合 RoHS 指令 2011/65/EU
Compliant to RoHS directive 2011/65/EU

关键参数 KEY PARAMETERS		
参数 PARAMETER	数值 VALUE	单位 UNIT
$I_{F(AV)}$	4	A
V_{RRM}	600-1000	V
I_{FSM}	120	A
Package	SGBL	

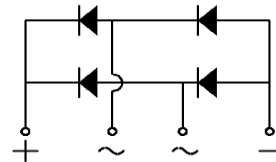
■应用范围 Applications

- 家用电器
Household electric appliances
- 工业电源
Industrial power supply
- 开关式电源
Switching mode power supply
- 通用单相桥式整流桥
General purpose single phase bridge rectifier



■机械参数 Mechanical Data

- 本体：SGBL
Case : SGBL
- 极性：极性符号铸在管体上
Polarity: Polarity symbols being marked on body
- 重量：约 2.4 克
Weight : About 2.4 grams



■最大额定值 Maximum Ratings @ Ta = 25°C unless otherwise noted

参数 PARAMETER	符号 SYMBOL	SGBL406	SGBL408	SGBL410	单位 UNIT
反向重复峰值电压 Maximum recurrent peak reverse voltage	V_{RRM}	600	800	1000	V
平均整流输出电流 Average rectified output current	$I_{(AV)}$	带散热片, $T_C=100^\circ\text{C}$ with heatsink, $T_C=100^\circ\text{C}$			A
最大正向浪涌电流, 8.3ms 单半正弦波叠加在额定负载上 Peak surge forward current, 8.3ms single half sine-wave superimposed on rated load		4			
热容值, 1ms<t<8.3ms, $T_j=25^\circ\text{C}$, 单个二极管 Rating for fusing, 1ms<t<8.3ms, $T_j=25^\circ\text{C}$, Rating of per diode	I^2t	120			A
结温 Junction temperature	T_j	59			A^2s
存储温度 Storage temperature	T_{STG}	-55 ~ +150			$^\circ\text{C}$
		-55 ~ +150			$^\circ\text{C}$

■电性特性 Electrical Characteristics @ Ta = 25°C unless otherwise noted

参数 PARAMETER	条件 CONDITIONS	符号 SYMBOL	额定值 RATED VALUE	单位 UNIT
正向峰值电压 Peak Forward Voltage	$I_F = 2A$	V_F	1.0	V
反向峰值电流 Peak Reverse Current	VR=VRRM, 脉冲测试, 单个二极管的额定值 VR=VRRM, Pulse measurement Rating of per diode	I_R	$T_j=25^\circ C$ 5	μA
			$T_j=125^\circ C$ 500	

■热特性 Thermal Characteristics @ Ta = 25°C unless otherwise noted

参数 PARAMETER	符号 SYMBOL	额定值 RATED VALUE	单位 UNIT
结到环境的热阻, 无散热片 Junction to ambient thermal resistance, without heatsink	$R_{\theta JA}$	22	$^\circ C/W$
结到管壳的热阻, 有散热片 Junction to case thermal resistance, with heatsink	$R_{\theta JC}$	3.5	$^\circ C/W$

■特性曲线 Characteristic Curve

FIG.1 . Derating Curve For Output Rectified Current

图 1. 电流降额曲线

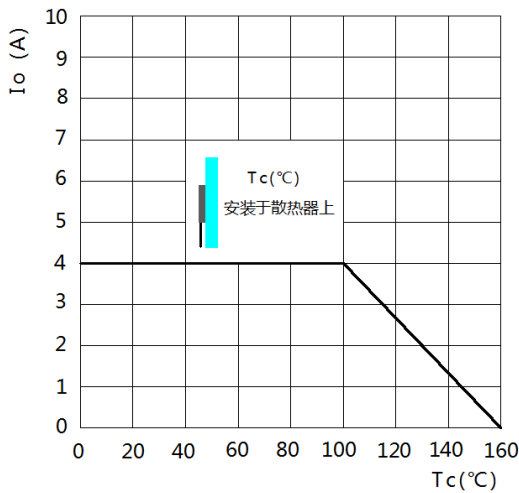


FIG3. Typical Reverse Characteristics Per Bridge Element

图 3. 典型反向特性

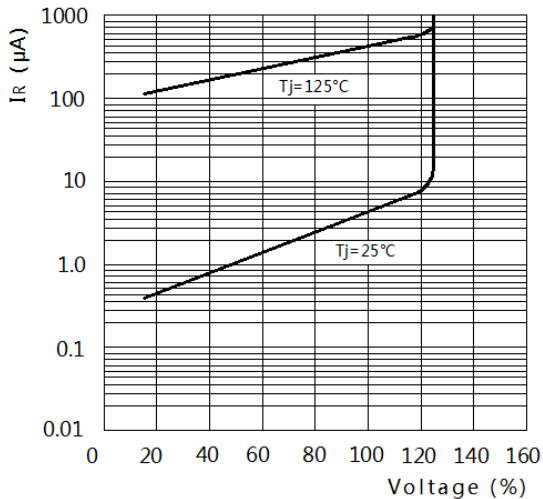


FIG.2 . Maximum Non-Repetitive Peak Forward Surge Current Per Bridge Element

图 2. 最大正向不重复峰值浪涌电流

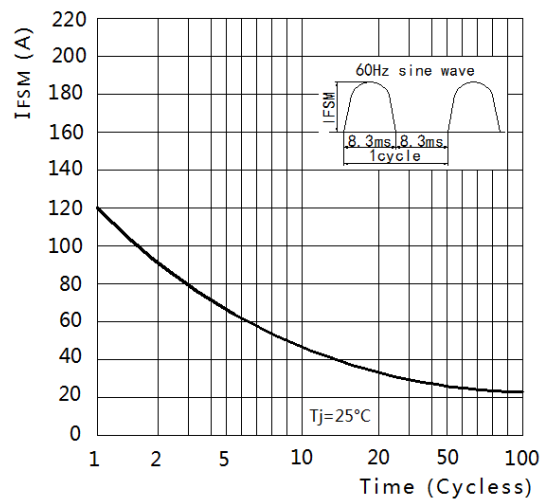
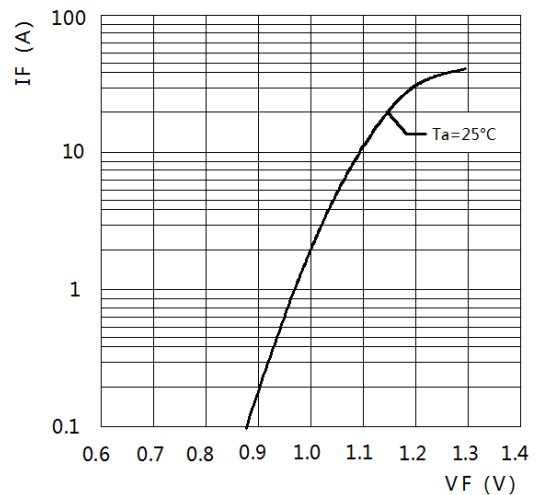


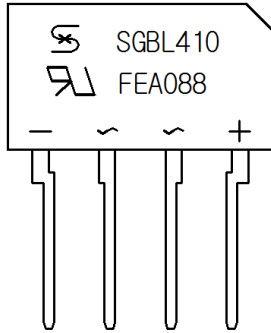
FIG4. Typical Forward Characteristics Per Bridge Element

图 4. 典型正向特性



4A,600V-1000V 单相玻璃钝化整流桥 4A,600V-1000V Single Phase Glass Passivated Bridge Rectifier

■ 标记图 Marking Diagram



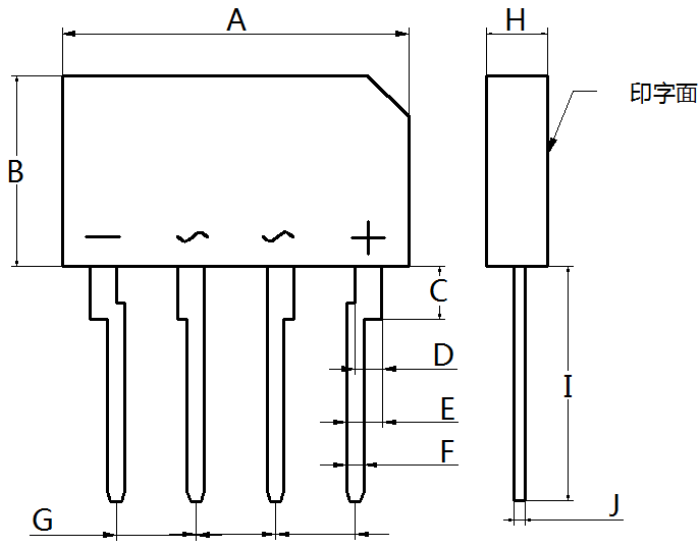
SGBL410 : 标识代码

Marking code

FEA088 : 制程码

Process code

■ 尺寸图 Dimension Drawing



Dim.	Unit(mm)		Unit(inch)	
	Min.	Max.	Min.	Max.
A	19.70	20.30	0.776	0.799
B	10.70	11.30	0.421	0.445
C	2.30	2.70	0.091	0.106
D	1.05	1.45	0.041	0.057
E	1.60	2.00	0.063	0.079
F	0.70	0.90	0.028	0.035
G	4.40	4.80	0.173	0.189
H	3.30	3.70	0.130	0.146
I	13.00	14.00	0.512	0.551
J	0.55	0.75	0.022	0.030

Notice

The information presented in this document is for reference only. Leshan Share Electronic Co., Ltd. reserves the right to make changes without notice for the specification of the products displayed herein to improve reliability, function or design or otherwise.