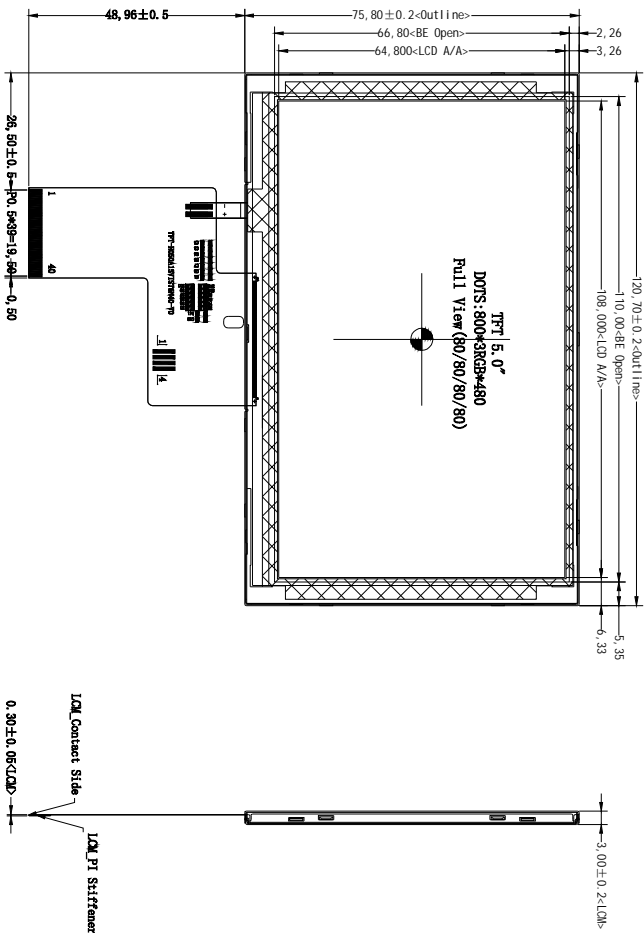



\*\*\* Do not display the fixed pattern for a long time because it may develop image sticking due to the LCM structure. If the screen is displayed with fixed pattern, use a screen saver. It is recommended to display the fixed mode for no more than 2 minutes or less.



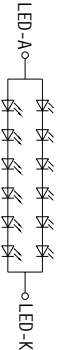
PIN NO.	SIGNAL	PIN NO.	SIGNAL
1	LED_K	21	DB0
2	LED_A	22	DB1
3	GND	23	DB2
4	VCI	24	DB3
5	DR0	25	DB4
6	DR1	26	DB5
7	DR2	27	DB6
8	DR3	28	DB7
9	DR4	29	GND
10	DR5	30	PCLK
11	DR6	31	DISP
12	DR7	32	HSD
13	DG0	33	VSD
14	DG1	34	DEN
15	DG2	35	NC
16	DG3	36	GND
17	DG4	37	NC/RTP_XR
18	DG5	38	NC/RTP_YD
19	DG6	39	NC/RTP_XL
20	DG7	40	NC/RTP_YU



Dwg Title: TFT-H050A1SVI ST6M40

Scale	1:1	Unit	MM	Tol.	±0.3
Ver:	A/0	Drawn:	Liu	Date:	2019-06-17

*1. LCD Display Type	TFT, Transmissive, Normally Black	*6. Storage Temp	-30° C-85° C
*2. Viewing Direction	Full View(UB0/DB0/RB0/LB0)	*7. Driver IC	ST7262
*3. Interface	TTL 24-bit (RGB Mode)	*8. Backlight	WHITE VF=19.6V IF=40mA(Typ)
*4. Operating Voltage	VCI=3.3V (Typ)	*9. LCM Brightness	600 cd/m <sup>2</sup> (Typ)
*5. Operating Temp	-30° C-85° C		



BL CIRCUIT DIAGRAM:  
VF=19.6V, IF=40mA