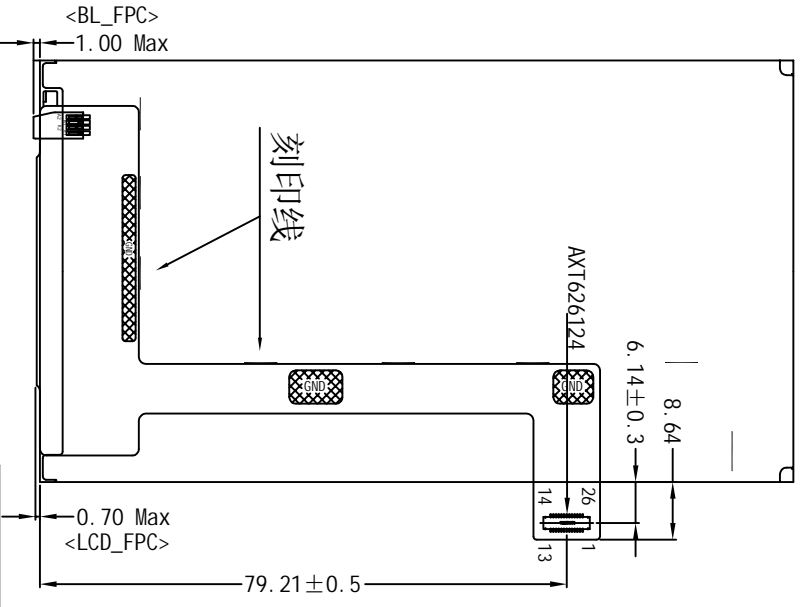
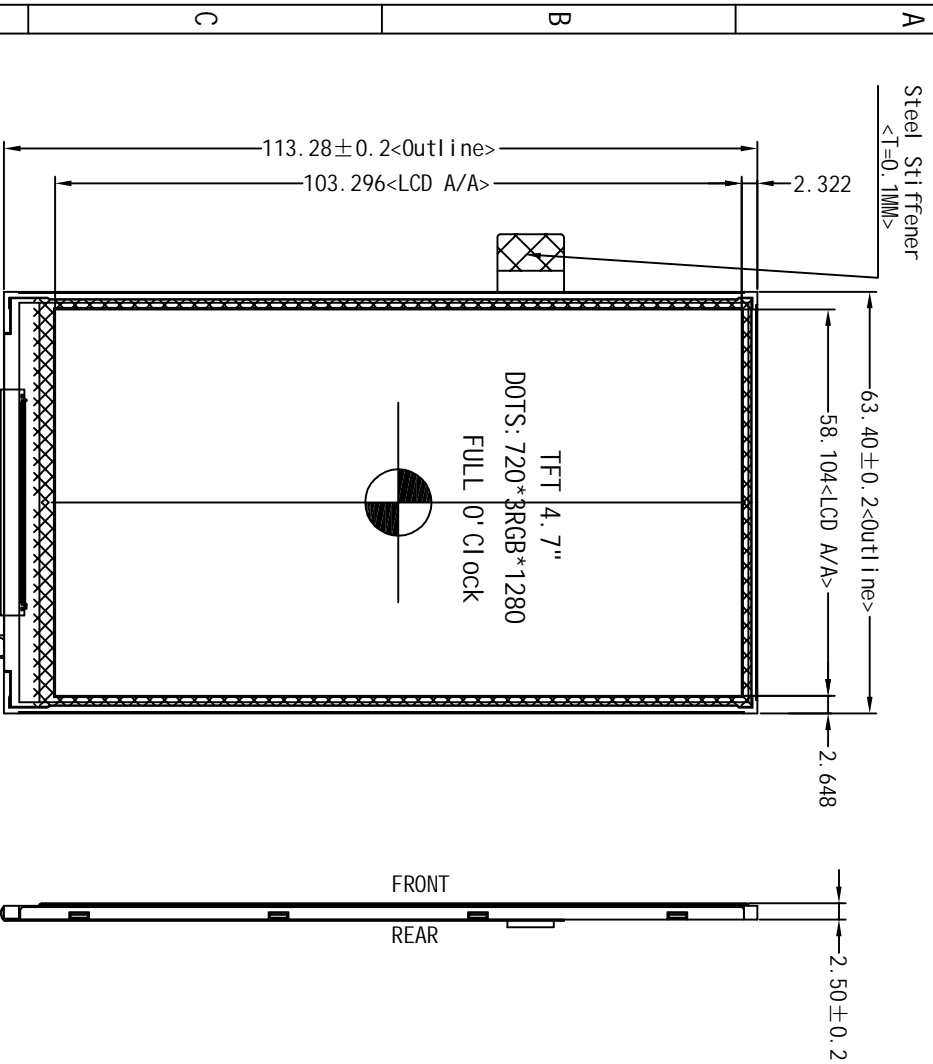
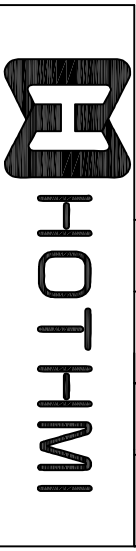
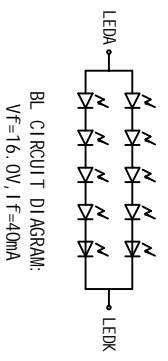


*** Do not display the fixed pattern for a long time because it may develop image sticking due to the LCM structure. If the screen is displayed with fixed pattern, use a screen saver. It is recommended to display the fixed mode for no more than 2 minutes or less.



PIN NO.	SIGNAL	PIN NO.	SIGNAL
1	GND	21	D1P
2	LED_A	22	D1N
3	LED_K	23	GND
4	GND	24	D0P
5	VCI	25	D0N
6	IOVCC	26	GND
7	GND		
8	RESET		
9	NC		
10	GND		
11	D3N		
12	D3P		
13	GND		
14	GND		
15	D2P		
16	D2N		
17	GND		
18	DCLKP		
19	DCLKN		
20	GND		

Item	Specification	Item	Specification
*1. LCD Display Type	TFT, Transmissive, Normally Back	*6. Storage Temp	-30° C-80° C
*2. Viewing Direction	FULL 0° Clock	*7. Driver IC	T.B.D
*3. Interface	MIPi Video mode	*8. Backlight	WHITE VF=16.0V IF=40mA (Typ)
*4. Operating Voltage	VCI=2.8V, IOVCC=1.8V (Typ)	*9. LCM Brightness	300 cd/m ² (Typ)
*5. Operating Temp	-20° C-70° C		



Dwg Title:		TFT-H047C1HD11L3N26	
Scale	Unit	Tol.	Date:
1:1	mm	±0.3	2019-04-02
Ver:	Drawn:	Liu	
A/0			